



TECHNICAL PRESENTATION

18.05.2024

www.bakisgrup.com

DAHA FONKSİYONEL DAHA DAYANIKLI

MORE FUNCTIONAL, MORE DURABLE

Ürünlerimizi sağlam, yüksek basınca karşı dirençli MDF üzerine, çizilme ve solmaya karşı dayanıklı Soft Touch yüzey kaplaması ile uzun yıllar güvenle kullanabilirsiniz.

Kapılarımızın ağır olmaması taşıma ve montajda büyük kolaylık sağlarken, kullanım esnasında da kolay açılıp kapanmasına ve uzun ömürlü olmasına etki eder.

You can safely use our products on scratch and fade resistant SOFT TOUCH surface coated solid and high pressure resistant MDF for many years.

While the fact that our doors are not heavy provides great convenience in transportation and assembly, it also affects the easy opening and closing and long life during use.

ÜRÜN ÖZELLİKLERİ PRODUCT FEATURES



ÇİZİLME VE SOLMAYA DAYANIM

ANTI-SCRATCHING AND FADING
Çizilmeye ve solmaya dayanıklı, uzun yıllar yüzey kalitesi bozulmadan kullanabileceğiniz bir üründür.

Scratch and fade resistant, it is a product that you can use for many years without deteriorating the surface quality.



KOLAY TEMİZLİK EASY CLEANING

Ürünlerimiz Soft Touch yüzey sayesinde kolay temizlenebilir özelliğe sahiptir.

Our products are easy to clean thanks to the Soft Touch surface.



ÜSTÜN SES YALITIMI SOUND INSULATION

Kapılarımız yüksek ses geçirmezlik özelliği sayesinde sizlere daha konforlu bir yaşam olanağı sağlıyor.

Our doors provide an added level of comfort due to their high soundproofing feature.



KOLAY MONTAJ EASY INSTALLING

Kapılarımız bir matkap ve tornavida ile kolayca montaj yapılabilir.

Our doors can be easily installed with a drill and screwdriver.



AYARLANABİLİR PERVAZ ADJUSTABLE ARCHITRAVE

Ayarlanabilir pervazlar sayesinde kasa genişliği 2 cm'ye kadar artırılabilir.

Thanks to the adjustable architrave, the frame width can be increased by up to 2 cm.



UZATMA KASA EXTENSION FRAME

Daha geniş duvarlar için ek uzatma aparatı kullanılarak kapılar 8 cm genişletilebilir.

For wider walls, the thickness can be expanded by 8 cm using an additional extension device.



KUSURSUZ YÜZEYLER FLAWLESS SURFACES

Kapılarımız Elit Soft Touch yüzeyler ile kusursuz bir görünüme sahiptir.

Our doors have a flawless appearance with Elit Soft Touch surfaces.



KERTİLMİŞ PERVAZ NOTCHED ARCHITRAVE

Yan pervaz boylarının kulakları kertilmiş olarak teslim edilerek montaj kolaylığı sağlanmış olur.

Side sill lengths are delivered with notched architrave, ensuring ease of installation.



POLİÜRETAN TUTKAL POLYURETHANE GLUE

Poliüretan tutkal sayesinde suya ve neme karşı dayanıklı, uzun ömürlü kapılar üretilir.

By using polyurethane adhesive, we enhance the water and moisture resistance of our doors.

Poliüretan Glue

Polyurethane adhesives are very versatile glues made from a polymer or long chain molecule. Some are flexible and rubbery, while others are hard and tough, like epoxy. One big advantage of polyurethane adhesives is that they can be formulated to bond to a wide variety of materials.

How strong is PU glue?

Long-lasting: In general, polyurethane adhesives are durable and flexible. That means they can withstand more wear and tear and won't crack. Because of this, the bond they provide lasts much longer than many other types of adhesives.



PVC (Polivinil Klorür PVC Foil)

PVC door foil is a type of foil applied with Vacuum Press machines. First of all, doors are placed on vacuum press machines. Then, whatever color door we want, that color PVC foil is laid on the door. Vacuum press machines adhere the PVC door foil to the door under high temperature and pressure. This process takes approximately 5 minutes. Vacuum press machines adhere the PVC foil to the door to form a smooth surface. The temperature required for this process is approximately 80 C.PVC door foils have different hardness and softness ratios.

PET / PE (Polietilen Laminated PET Foil)

PET (Polyethylene terephthalate) is a thermoplastic polymer used in the production of plastic bottles and films. Compared with other plastics, it has good strength, light weight, thermal stability. PET plastic is a thermoplastic polymer widely used for high-quality packaging applications.

The most obvious differences with PVC are;

- Lacquer surface similarity
- Recycled Material
- Easy to Clean
- UV Resistance
- Smooth Matte Surface
- Scrub Resistance

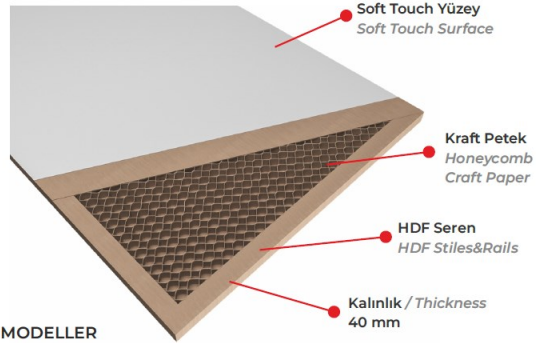


**PREMIUM
SERIES**


**LACQUER
TOUCH**

**BAKIŞ
door**

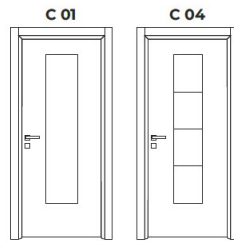
**KANAT ÖZELLİKLERİ
DOOR LEAF PROPERTIES**



**MDF KASA
MDF FRAME**




**CAMLI MODELLER
GLASS MODELS**



41 Oval  2200x80x18 mm

40 Düz  2200x80x9 mm

40 Başlık  2200x100x9 mm

46 Düz Pervaz  46 Flat Architrave
2200x80x12 mm

43 Düz Pervaz  43 Flat Architrave
2200x80x18 mm

44 Dekoratif 1 Pervaz  44 Decorative 1 Architrave
2200x100x18 mm

45 Dekoratif 2 Pervaz  45 Decorative 2 Architrave
2200x100x12 mm

KASA STANDARTLARI / DOOR FRAME STANDARDS


Kasa Genişliği Frame Widthness	Duvar Kalınlığı Min. (mm) Wall Thickness Min. (mm)	Duvar Kalınlığı Max. (mm) Wall Thickness Max. (mm)
110	96	135
150	135	175
190	175	215
230	215	255

RENK KARTELASI / COLOR CHART






RENK KARTELASI / *COLOR CHART*



9350
SOFT TOUCH
BEYAZ
WHITE



9300
SOFT TOUCH
AY GRİ
MOON GREY



9330
SOFT TOUCH
VİZON
MINK



9320
SOFT TOUCH
TUNGSTEN GRİ
TUNGSTEN GREY



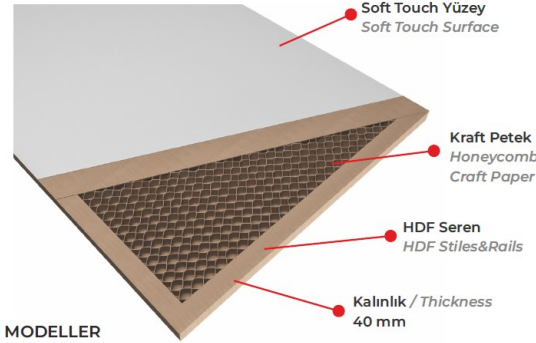
9310
SOFT TOUCH
ANTRASİT
ANTHRACITE




WOODEN TOUCH

BAKIŞ
door

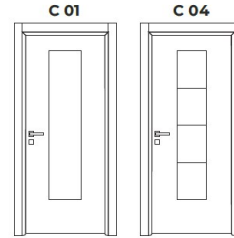
KANAT ÖZELLİKLERİ DOOR LEAF PROPERTIES



MDF KASA MDF FRAME



CAMLI MODELLER GLASS MODELS



- 41 Oval**
41 Oval  2200x80x18 mm
- 40 Düz**
40 Flat  2200x80x9 mm
- 40 Başlık**
40 Top Side  2200x100x9 mm

- 46 Düz Pervaz**
46 Flat Architrave
2200x80x12 mm

- 43 Düz Pervaz**
43 Flat Architrave
2200x80x18 mm

- 44 Dekoratif 1 Pervaz**
44 Decorative 1 Architrave
2200x100x18 mm

- 45 Dekoratif 2 Pervaz**
45 Decorative 2 Architrave
2200x100x12 mm

KASA STANDARTLARI / DOOR FRAME STANDARDS

Kasa Geniřliđi Frame Widthness	Duvar Kalınlıđı Min. (mm) Wall Thickness Min. (mm)	Duvar Kalınlıđı Max. (mm) Wall Thickness Max. (mm)
110	96	135
150	135	175
190	175	215
230	215	255

RENK KARTELESİ / COLOR CHART

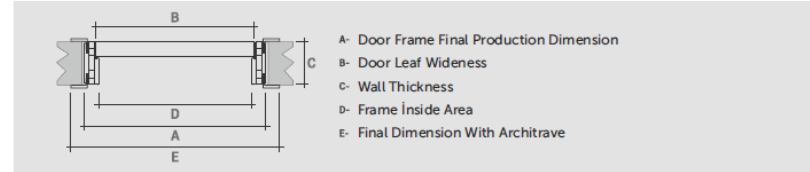


**WOODEN
TOUCH**

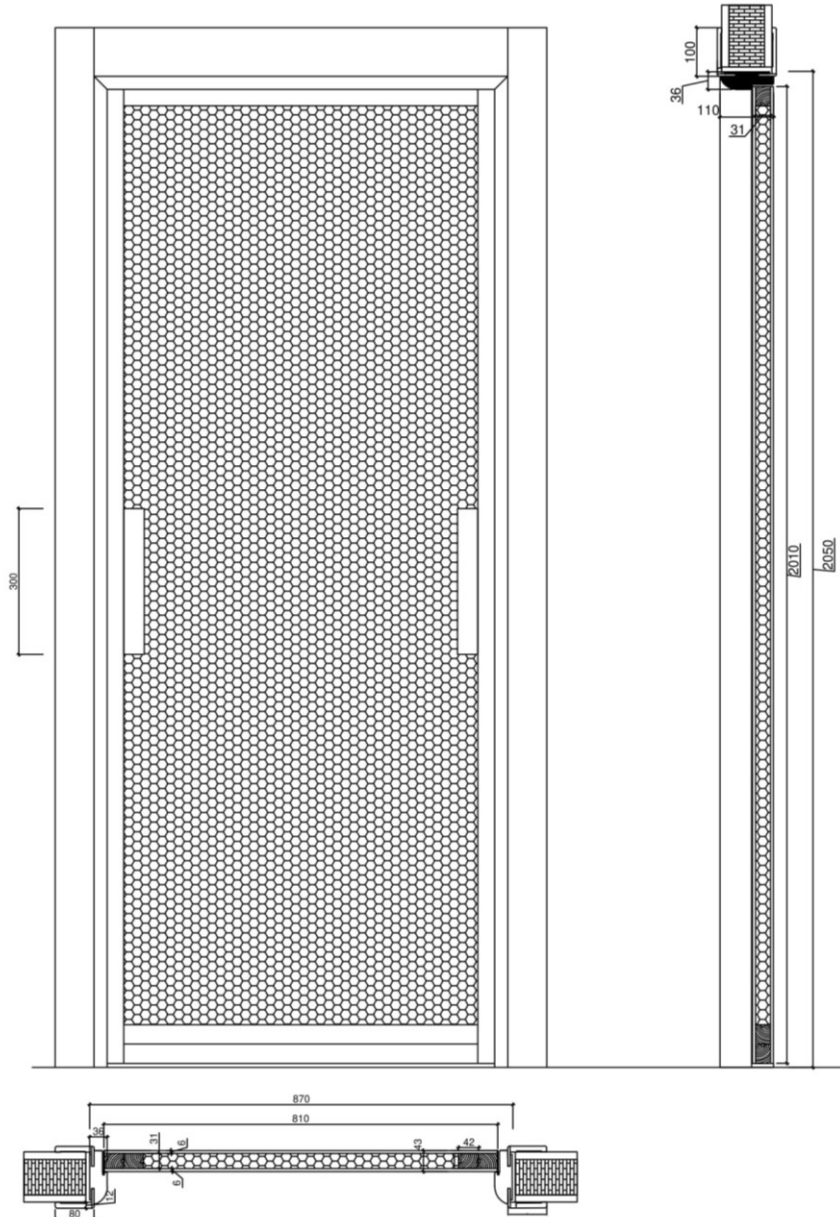
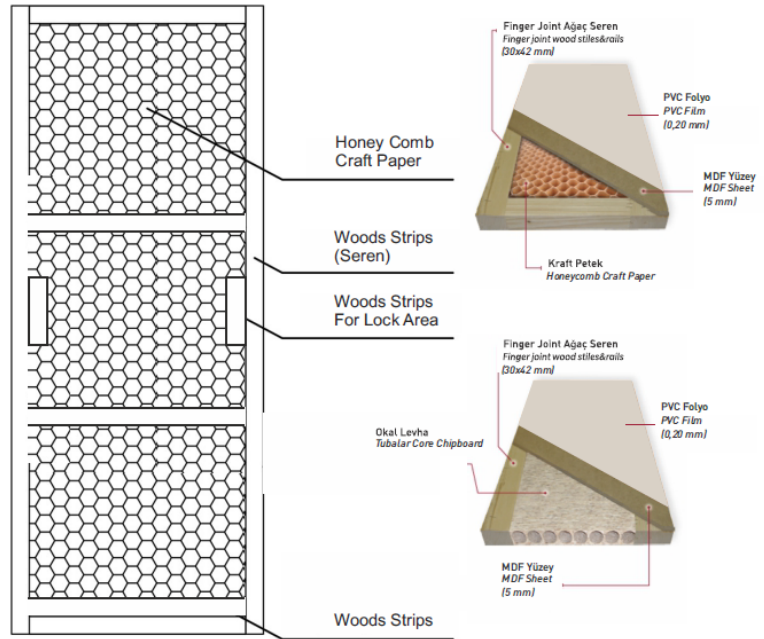
RENK KARTELASI / COLOR CHART

										
9020 BUTE BEYAZ BUTE WHITE	9240 BUTE MAGIC STONE BUTE MAGIC STONE	9200 LUNAR GRİ LUNAR GREY	9230 DOĞAL MEŞE NATURAL OAK	9190 DOĞAL AÇIK MEŞE NATURAL LIGHT OAK	9210 DOĞAL KOYU MEŞE NATURAL DARK OAK	9220 DOĞAL AÇIK WENGE NATURAL LIGHT WENGE	9290 GÖLE TEAK GOLE TEAK	9030 SATEN BEYAZ SATIN WHITE	9110 GOLD CEVİZ GOLD WALNUT	9090 ARIZONA ÇAM ARIZONA PINE

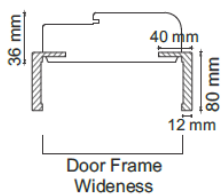
DOOR CROSS-SELECTION



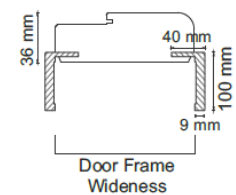
DOOR LEAF PROPERTIES KANAT ÖZELLİKLERİ



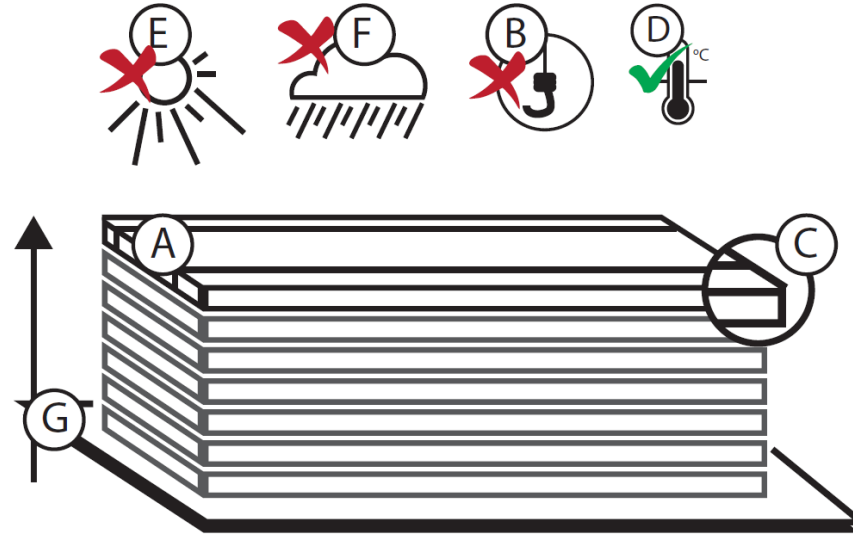
Door Frame and Architrave
Left & Right Side



Door Frame and Architrave
Top Side



MATTERS TO BE CONSIDERED DURING CARRYING, STORAGE AND TRANSPORTATION



- (A)** Door leaf cardboard or wing shrink nylon, frame and head package should be shipped and transported without opening.
- (B)** The apparatus that holds the leaf and frames with hooks, compression and pressure during transport and transfer should never be used. Rubbing motion and similar situations that may damage the product should be avoided.
- (C)** During transportation, care should be taken not to hit the corners, and it should not be forgotten that the product may be damaged by impact.
- (D)** Optimum storage conditions must be provided. Storage area should be between 5 °C - 37 °C, humidity should be between 25%-75%.
- (E)** Keep away from direct sunlight and heat sources.
- (F)** Care should be taken not to get the product wet during shipment in humid and rainy weather. The product should be stored in a moisture-free and dry environment.
- (G)** Doors should not be stacked vertically, they should be kept horizontally on a smooth surface so that they do not touch the ground directly. Up to 30 wing packs, 15 case and head packs can be stacked on top of each other.



<https://youtu.be/beueRE7nMIs?si=yyj7ndvdMdEL9Ts9>



